

7UHQFK 026 %DUULHU 6FKRWWN\ 5H

TO-220AB
TSR / &7



ITO-220AB
TSR / &7F



Features

- ‡ \$GYDQWUHQFK WHFKQRORJ\
- ‡ /RZRUZDURGDWDJH GURS
- ‡ /RZRZURVVHV
- ‡ +LJKILFLHQF\ RSHUDWLRO
- ‡ /HDGH)HLQLVK &R#6OLDQW

Applications

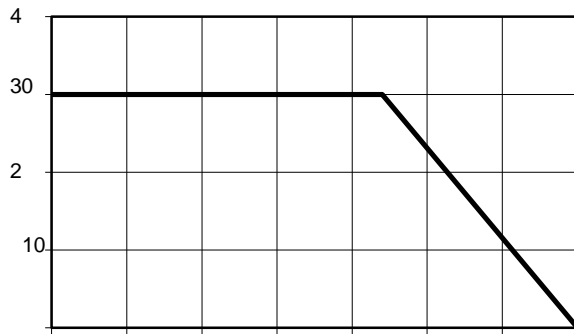
- ‡ '&' &RQYHUWHUV
- ‡ \$\$' &\$GDSWRUV
- ‡ 6ZLWFKRZHXSSOLHV
- ‡)UHHZKH'HLRQJ

Maximum ratings and electrical characteristics (T_J = 25°C unless otherwise noted)

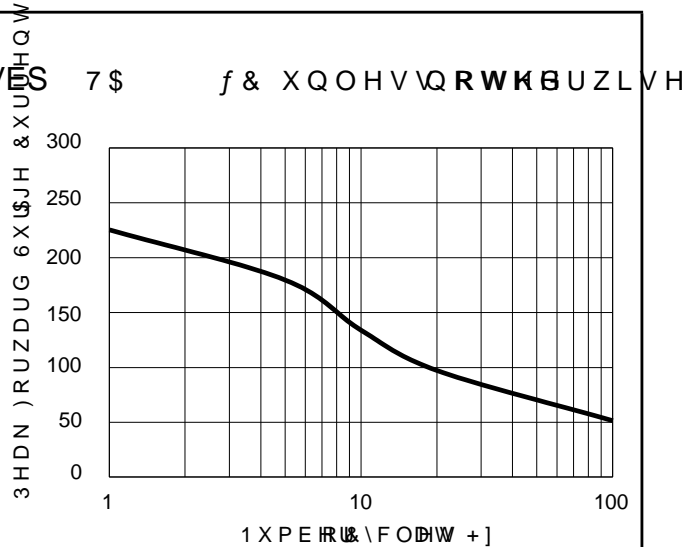
3DUDPHWHU		6\PERO	/LPLW	8QLW	
0D[LXPXPHSHVSHUNYHYURQHW DJH		9550		9	
0D[LXPYHURDJH ZDUG UFKUWHIHWG		,) \$9			
GHYLFH SHGLRGH					
3HDN IRVZDURUHQW VLKDDHQH ZDYH		,) 60			
VXSHULPSRVHGRFSGUDRCHG					
2SHUDMXQDQLRQWRUDJH WHPSHUDW		XUHURDJH	WR	f &	
7\SLFVCHUPDO USHVULVQHDQFH		72 \$%			
		, 72 \$%			5\$- &
, QVWDQWDQHRXUWRUJH ZDUG SHGLRGH		9)	7 < 3	0\$;	
	,) \$		7- f &	1	76
	,) \$		7- f &		
	,) \$		7- f &	5	1.05
, QVWDQWDQHRXUWRUJH ZDUG UDWHYHYURQHW DJH		, 5			
					7- f &
				P \$	

1RWHV
3XOVH WHVWSXOVH ZLGWK GXW\ F\FOH
3XOVH WHVW 3XOVH ZLGWK 0 PV

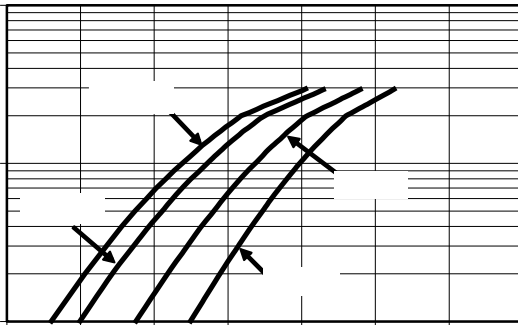
RATINGS AND CHARACTERISTICS CURVES




Current Derating, Case



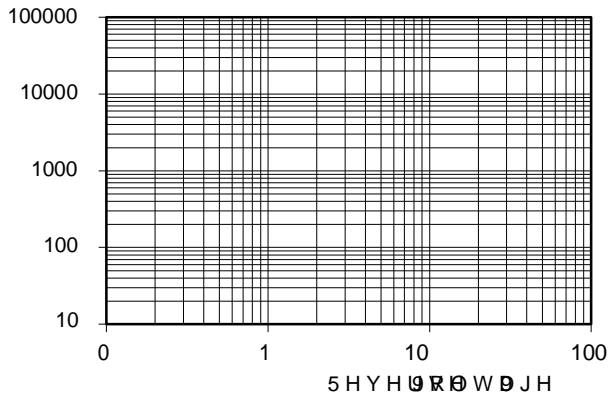
Maximum Repetitive Surge Current



Typical Forward Voltage



Typical Reverse Current



Typical Junction Capacitance

PACKAGE OUTLINE DIMENSIONS

