

Trench MOS Barrier Schottky Rectifier

DO-201AD

TSA /



Cathode  Anode 

Features

- Advanced trench technology
- Low forward voltage drop
- Low power losses
- High efficiency operation
- Lead Free Finish, RoHS Compliant

Applications

- DC/DC Converters
- AC/DC Adaptors
- Switching Power Supplies
- Freewheeling Diodes

Maximum ratings and electrical characteristics (T_J = 25°C unless otherwise noted)

Parameter		Symbol	Limit		Unit
Maximum repetitive peak reverse voltage		VRRM	300		V
Maximum average forward rectified current		IF(AV)	8		A
Peak forward surge current 8.3 ms single half sine- wave superimposed on rated load per diode		IFSM	10		A
Operating junction and storage temperature range		TJ, TSTG	-50 to +150		°C
Typical thermal resistance per leg	DO-201AD	R _{JC}	22		°C/W
Instantaneous forward voltage per diode			TYP.	MAX.	V
	IF=2A	TJ=25°C	0.6	-	
	IF=2A	TJ=125°C	0.8	-	
	IF=8A	TJ=25°C	-	-	
	IF=8A	TJ=125°C	-	-	
Instantaneous reverse current per diode at rated reverse voltage	TJ=25°C	IR(2)	1	5	µA
	TJ=125°C		-	80	µA

Notes:

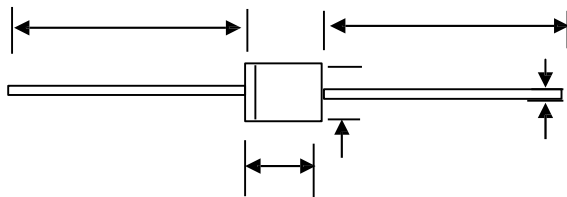
(1) Pulse test: 300 µs pulse width, 1 % duty cycle

(2) Pulse test: Pulse width ≤ 40 ms

RATINGS AND CHARACTERISTICS CURVES (TA = 25 °C unless otherwise noted)

PACKAGE OUTLINE DIMENSIONS

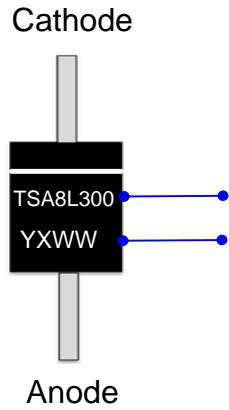
DO-201AD



DO-201AD mechanical data

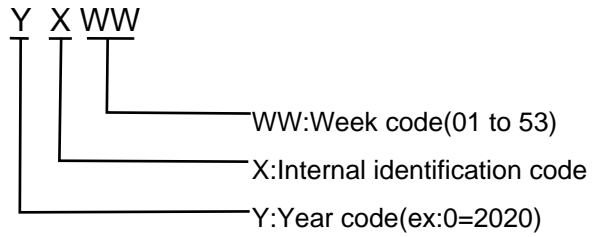
UNIT		A	B	C	D
mm	max	26.5	9.5	1.4	5.3
	min	24.5	7.3	1.1	4.8
mil	max	1043.30	374.01	5.1	208.67
	min	946.57	287.40		188.97

Marking Information



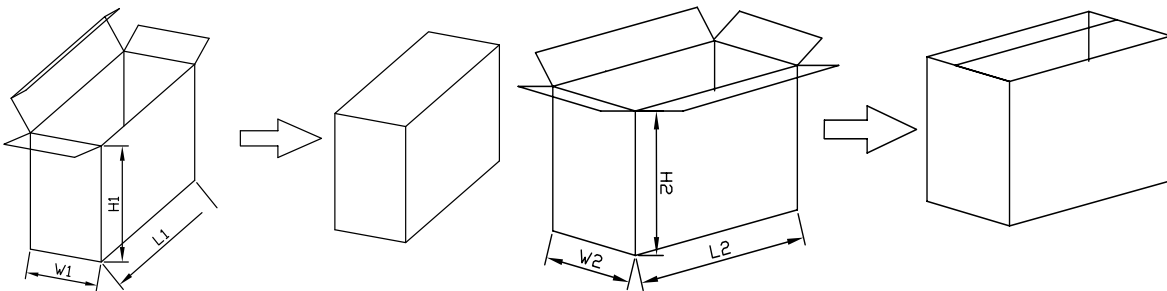
Product model : TSA8L300

PDC information



Packaging Information

1.



Packaging Information

NO	UNIT	Inside Box			Outside Box		
		L1	W1	H1	L2	W2	H2
Size	mm			1		2 0	0
QTY	PCS	Smallest package,	0PCS		, 00PCS/carton,	boxes in total	
Note							